

NOMATEC® Backer Rod XL



NOMATEC® Backer Rod XL round profiles are manufactured from closed cell, cross-linked polyethylen foam and are specially designed to backfill joints used with hot applied sealants. They provide the correct sealant reservoir configuration, control the depth and prevent bottom side sealant adhesion.

Product advantages:

- Avoids the 3-way bonding
- Specially manufactured for hot applied sealants
- Forms the correct hour glass shape of the sealant
- Rot resistant, compressible and flexible
- White, for better recognition during night shifts

Product features

- Closed cell, cross-linked PE foam
- Density between 20 kg/m³ and 35 kg/m³
- Moisture absorption < 1 vol.% according ISO 62
- Temperature service range -40 °C and short term 200 °C *

* According NMC Test procedure n° - IPC 1090



we will succeed together

NMC reserves the right to update the product line or its technical features to the state-of-the-art technology anytime and without previous announcement. All given information is to the best of our knowledge. If you have any questions concerning technical details please contact the NMC information service. Any partial reproduction or reprint shall require our explicit approval.

For further information, please contact
the respective subsidiary in your country.
Visit **www.nmc-nomafoam.com**

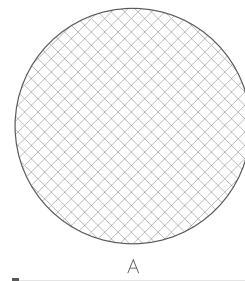


NOMATEC® Backer Rod XL



Applications:

- Road construction and high-ways
- Airport taxiways
- Ready to use concrete elements
- Bridge construction and car parks



Type	A mm	Recommended joint width mm	Density	Length	Packaging unit	Box dimension mm	Item code
XL 10 mm	10 $\pm 1/1$	6-8	30 kg/m ³ $\pm 5/5$	1700 m $\pm 2\%$	1700 m/ctn	800 x 600 x 600	3002561 (CXPBCF01001)
XL 13 mm	13 $\pm 1/1$	8-10	30 kg/m ³ $\pm 5/5$	1100 m $\pm 2\%$	1100 m/ctn	800 x 600 x 600	3000223 (CXPBCF01301)
XL 15 mm	15 $\pm 1/1$	10-12	25 kg/m ³ $\pm 5/5$	780 m $\pm 2\%$	780 m/ctn	800 x 600 x 600	3000224 (CXPBCF01501)
XL 19 mm	19 $\pm 1/1$	12-15	25 kg/m ³ $\pm 5/5$	500 m $\pm 2\%$	500 m/ctn	800 x 600 x 600	3000225 (CXPBCF01900)
XL 22 mm	22 $\pm 1/1$	15-18	25 kg/m ³ $\pm 5/5$	360 m $\pm 2\%$	360 m/ctn	800 x 600 x 600	3000227 (CXPBCF02201)
XL 25 mm	25 $\pm 1/1$	18-20	25 kg/m ³ $\pm 5/5$	280 m $\pm 2\%$	280 m/ctn	800 x 600 x 600	3000228 (CXPBCF02501)
XL 32 mm	32 $\pm 1/1$	20-25	25 kg/m ³ $\pm 5/5$	190 m $\pm 2\%$	190 m/ctn	800 x 600 x 600	3000229 (CXPBCF03001)

Installation instructions:


Proper size selection is important as it controls the depth of the sealant bead. The backer rod must be oversized by 25 to 30% to fit tightly into the joint and function as a bondbreaker to prevent back-side adhesion of the sealant. The backer rod should be installed with a special designed insertion tool, to avoid any kind of damage of the rod during the installation. Prior to the placing of the backer rod, clean all joints as per the sealant and the primer manufacturer's recommendations. The application of hot applied sealants shall not begin if there is any sign of moisture on the surface or in the joint. All surfaces must be clean, dry and free of all foreign matters.

Warranties:

The present information, in particular suggestions for the processing and use of our products, rests on our knowledge and experience. Because of the varying materials and the fact that the working conditions lie outside of our control, we recommend in every case that customers conduct sufficient tests of their own to satisfy themselves as to the suitability of our products for the intended procedures and processing purposes. No liability may be inferred either from the present indications or from any oral advice, unless there is premeditation or gross negligence on our part. For the rest, our General Terms of Business shall apply to any liability for defects.

Complementary Products


NOMATEC® Backer Rod Hollow & Full



NOMATEC® Backer Rod Hollow & Full round profiles are manufactured from closed-cell polyethylene foam and are used as backing material for elastomeric and other cold-applied sealants.

They are inserted into a joint to control the sealant depth and act as bond-breakers, without adhering to the sealant.

NOMATEC® RDS



NOMATEC® RDS are manufactured from closed cell polyethylen foam and are specially designed to insulate edges and expansion joints for cement floor and floor heating systems.

NOMATEC® Roof Seal



NOMATEC® Roof Seal are self adhesive profiles with open cell PE foam specially designed to seal and insulate the roof area. Thanks to their unique cut profile, they adapt themselves to nearly every roof shape and reliably fill gaps and fugues.

The excellent temperature resistance of the product allows the application in cold as well as in warm regions.

